

M/IRAC.1
 KNX Infrared Emitter
 Hardware Version: C



Datasheet
 Issued: April 14, 2022
 File Edition: B



Figure 1. KNX Infrared Emitter

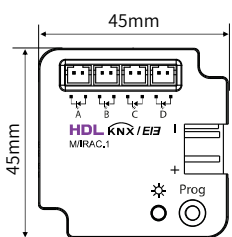


Figure 2. Dimensions-Front View

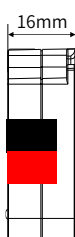


Figure 3. Dimensions-Side View

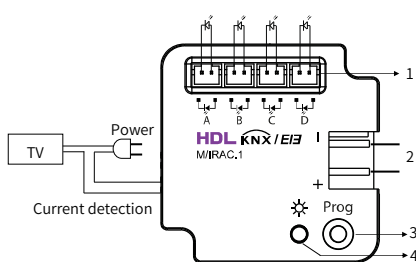


Figure 4. Wiring



Figure 5. HDL KNX Assistant Software



Figure 6. IR Learner (HDL-MIR01L.01)



Figure 7. IR emission tube

Overview

KNX Infrared Emitter (See Figure 1) is one of HDL KNX/EIB series products. The module can store up to 960 infrared codes. The first 150 infrared codes are used for general control, for example TV, DVD and other infrared receiving devices, and the latter 810 infrared codes are used for controlling AC of any brand.

Its main functions include:

- Various control modes: Single emitting control, Repeat emitting control, Sequence emitting control
- AC control types: ON/OFF control, Temperature control, Cooling/ Heating mode control, Fan speed control, Swing control
- Supports current detection with current up to 2A
- After learning, obtaining and downloading the infrared codes through infrared learning page of KNX Assistant Software and IR Learner, the Infrared Emitter can control TV, DVD, air conditioner etc.
- After current detection function setting, the module can confirm the ON/OFF status of the device. This function mainly aims at the circumstance that one IR code control the ON/OFF status of the device.

Components

Dimensions - See Figure 2 and 3

Wiring - See Figure 4

1. IR emission channels
2. KNX interface
3. Programming button
4. LED indicator of programming button

HDL KNX Assistant Software - See Figure 5

IR Learner - See Figure 6

IR emission tube - See Figure 7

Note(s)

- Programming - This device is compliant with the KNX standard and can only be programmed by ETS software.
- KNX Bus voltage - 21~30V DC, no AC power supply allowed.
- When using the current detection function, the emitter should be installed close to the power switch. Please be careful during installation.
- The IR emission tube should be used close to the emitter.

Safety Precautions

- The installation and testing for the product must be carried out by HDL Automation Co., Ltd. or its appointed service agencies. The electric construction shall comply with local laws and safety regulations.
- HDL will not be responsible for any consequence caused by the inexpert or faulty installation and wiring methods, which are not in accordance with the instructions contained in this operating instruction.
- Please do not privately disassemble or replace any parts of the product. Otherwise, it may cause mechanical fault, electric shock, fire or personal injuries.
- Please contact our after-sales departments or our designated service agencies for your maintenance service. Product failures caused by private disassembly are not subject to this warranty.

Package Contents

M/IRAC.1*1 / IR emission tube*1 / Datasheet*1

Technical Data

Basic Parameters

Working voltage	21~30V DC
Working current	10mA/30V DC
Transmitting carrier wave frequency	38kHz±20%
Emission distance	7m
Current detection	<2A
Communication	KNX/EIB
Cable diameter of KNX terminal	0.6 - 0.8mm

External Environment

Working temperature	-5°C~45°C
Working relative humidity	≤90%
Storage temperature	-20°C~60°C
Storage relative humidity	≤93%

Specifications

Dimensions	45mm×45mm×16mm
Net weight	60g
Housing material	ABS
Installation	Screw installation
Protection rating (Compliant with EN 60529)	IP20

Approved

CE, RoHS

KNX

KNX Cable Guide

KNX	KNX Cable
+	Red
-	Black

Technical support

E-mail: hdltickets@hdlautomation.com

Website: <https://www.hdlautomation.com>

©Copyright by HDL Automation Co., Ltd. All rights reserved.
Specifications subject to change without notice.